



Showcase

## **Edlund A/S**

Decorations and Signage



# Large Scale Decorations and Signage

When the IT company Edlund A/S needed new premises, they chose the old NKT headquarters on La Cours Vej in Frederiksberg. The property needed total redecoration and was modernized to meet the demands of a company with 250 employees.

As part of the interior design Edlund wanted to have decorations on glass partitions and solid walls as well as clearly visible signage, mirroring the company history.

Before moving the company had resided in sculptor Ludvig Brandstrup's house in Valby, next to the Carlsberg village.

Edlund wanted to create the best possible conditions for the employees at the new workplace and to bring some good memories from Valby. This explains the choice of the many historic images used in the new headquarters.

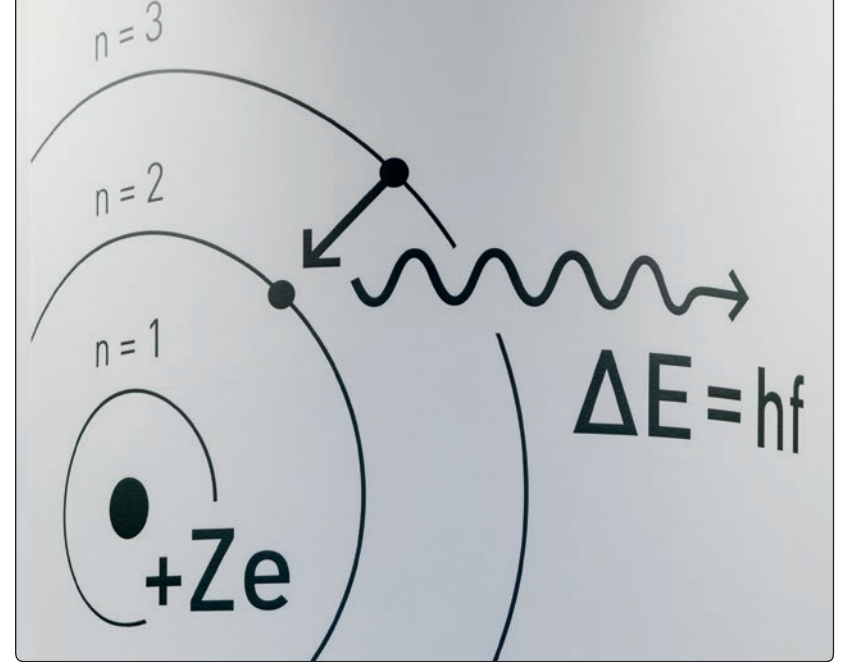
Architect Flemming Puggaard, Visao ApS, was responsible for the interior design and Christian Kock designed all the decorations. Exponent was assigned the task of producing and installing it all. The result speaks for itself: A great solution with giant, sandblasted window decorations, old style "screen print" motives on the walls simple and clear signage.

















# Twister Rules

## Setting up the Game

Designate a person as the referee. During the game, the referee will spin the spinner and call out the moves. The game can be played from 2 players and up.

Position yourselves around the board.

## How to Play

Find a bottle and place it on the crosshair in the center of the spinner.

The referee spins the bottle, then calls out the body part and the shape that the bottle points to.

Each player must try to place the called-out body part on a vacant spot of the called-out shape.

For example, if the referee calls out "Right hand, square", each player must try to place a right hand on any vacant spot with a square. Even if the player's hand is already on a square.

There can never be more than one hand or foot on one spot.

If all shapes are already covered, the referee must spin again.

## Strategy

Try moving toward an opponent, forcing the player to go over or under you to place a hand or foot!

## Being eliminated and how to win

Any player who falls, or touches the board with an elbow or knee, is out of the game. The last player left is the winner.

## Team play

Form 2 teams of 2 players each. Teams face each other on opposite ends of the board.

In team play, members of the same team can cover the same spot with one hand or foot each.

## Elimination Game

Form several 2-player teams. Play against each other, with losing teams dropping out.


Winning teams play each other until only one winning team is left!

## Shape spots

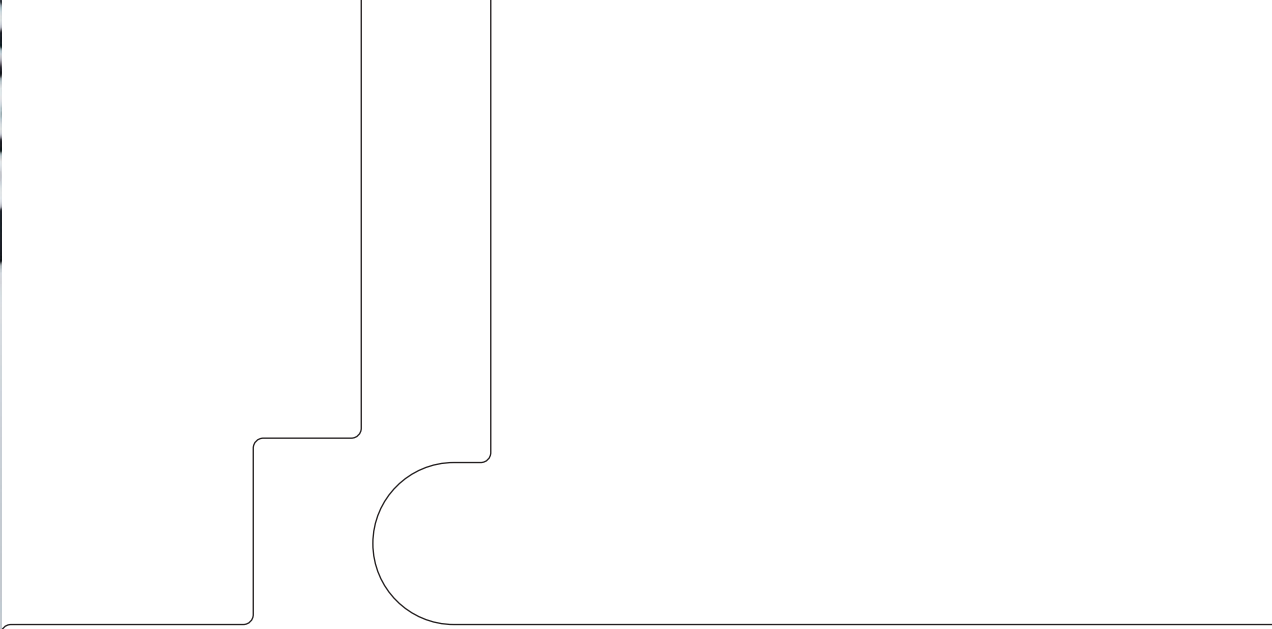



## Spinner


























**exponent as**

Fabriksparken 12 A

2600 Glostrup

Denmark

T: +45 7026 3300

E: [info@exponent.dk](mailto:info@exponent.dk)

**[www.exponent.dk](http://www.exponent.dk)**